

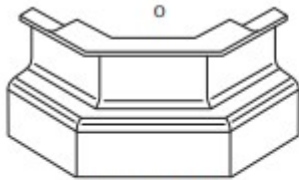


**PARTS SALES**

*Your Make. Your Model. Your Part.*

**Made-to-fit Wabash  
Body Parts  
in stock at Stoughton Parts**

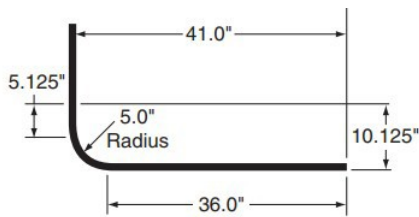
## Corner Caps & Corner Radius



**CORNER CAP**

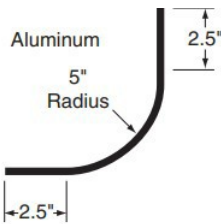
Stoughton Number
<b>WAB-04300002</b>

Stoughton Number
<b>WAB-04300004</b>



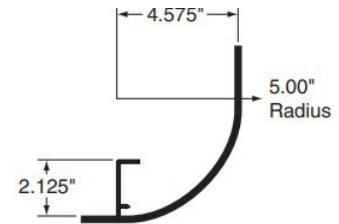
**CORNER PANEL 110" PVC COATED, PPW**

Stoughton Number
<b>WAB-01107082</b>



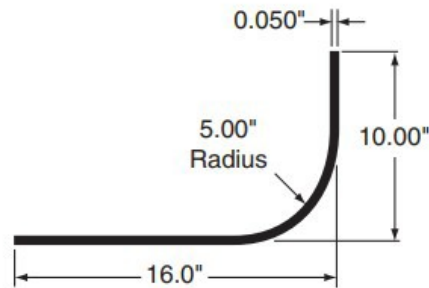
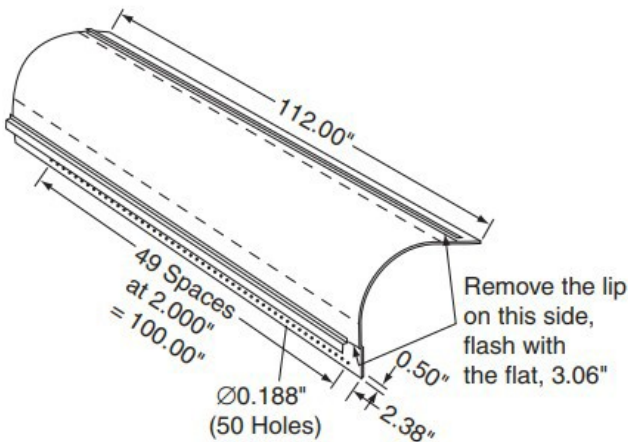
**CORNER PANEL**

Stoughton Number
<b>WAB-E1761098</b>



**CORNER PANEL 120"ALUM**

Stoughton Number
<b>WAB-E6141200</b>



**CORNER PANEL**

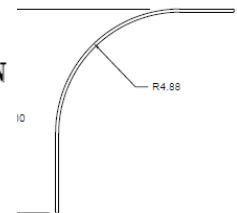
Stoughton Number
<b>WAB-040026341202</b>

Stoughton Number
<b>WABE9301200</b>
<b>UNPUNCHED, OUTER RADIUS</b>

Stoughton Number
<b>WAB01107823-04</b>
<b>INNER RADIUS</b>

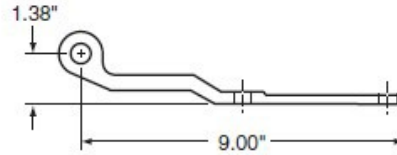
<b>WAB-E9261200</b>
<b>CORNER RADIUS, ALUM. 120IN</b>

Stoughton Number
<b>WAB-A100180</b>
<b>ALUM TIE DISC</b>



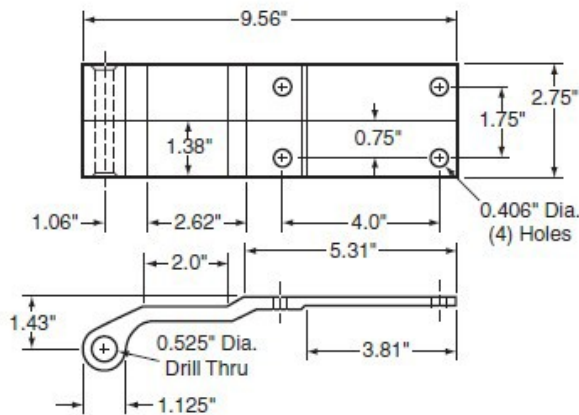
The parts identified above are aftermarket parts designed to fit Wabash brand equipment, but are not Wabash OEM parts. Stoughton Parts Sales, LLC is not affiliated with or sponsored by Wabash National Corporation in any manner.

## Hinges, J-Molding, Roof Bows



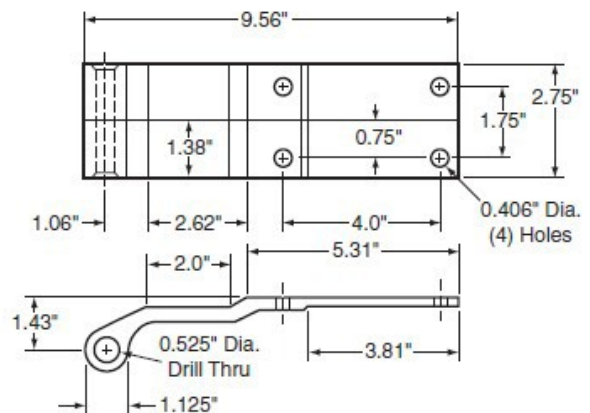
2.75" HINGE, 4-HOLE, OFFSET, ALUM

Stoughton Number
WAB-06300291



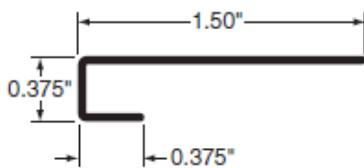
2.75" HINGE, 4-HOLE, ALUM

Stoughton Number
WAB-21100291



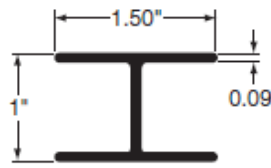
HINGE, 4-HOLE, ALUM

Stoughton Number
WAB-21101272



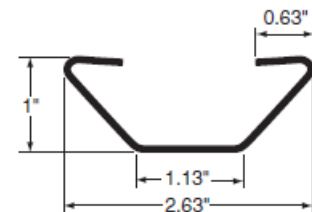
J-MOLDING, EXTRU ALUM, 120"

Stoughton Number
WAB-E0821200



ROOF BOW, CAMBERED, 99"

Stoughton Number
WAB-07200043

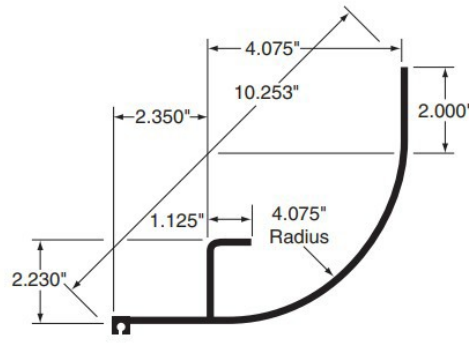


ROOF BOW, ANTI-SNAG, STEEL, 99"

Stoughton Number
WAB-07200028

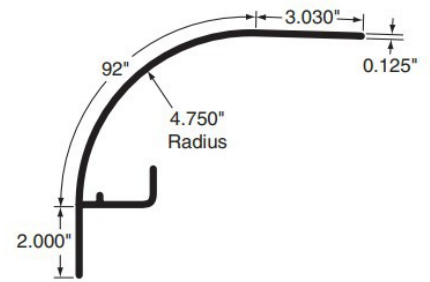
The parts identified above are aftermarket parts designed to fit Wabash brand equipment, but are not Wabash OEM parts. Stoughton Parts Sales, LLC is not affiliated with or sponsored by Wabash National Corporation in any manner.

# Corner Posts



5" CORNER POST, EXTRU, 118" L, ALUM

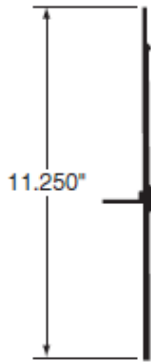
Stoughton Number
WAB-E0081200



CORNER POST

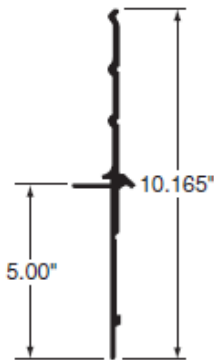
Stoughton Number
WAB-E8351200

# Lower Rails



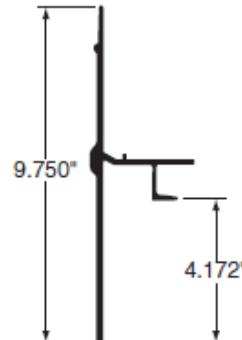
LOWER RAIL, REEFER

Stoughton Number
WAB-E0366260



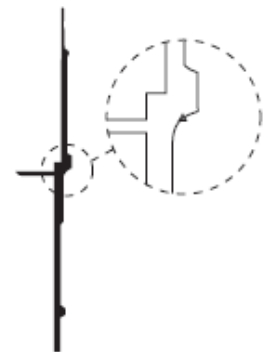
DURAPLATE LOWER RAIL, 626"

Stoughton Number
WAB-E7326260



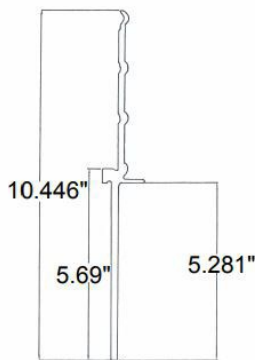
BOTTOM RAIL, SHEET AND POST

Stoughton Number
WAB-E8116260



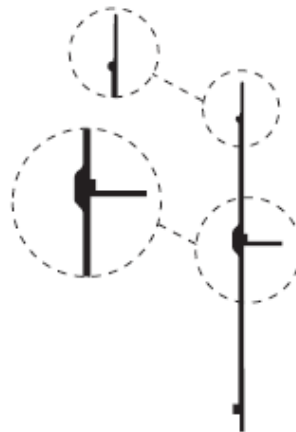
LOWER RAIL, 626"

Stoughton Number
WAB-E3836260



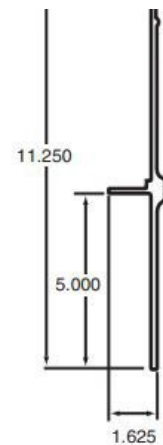
Stoughton Number

WAB-EA796260
COMPOSITE PLATE LOWER RAIL



LOWER RAIL, 626"

Stoughton Number
WAB-E7026260

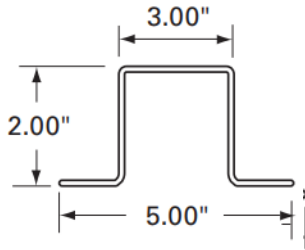


Stoughton Number

WAB-EA686260
LOWER RAIL, 52FT

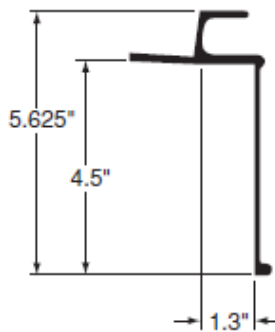
The parts identified above are aftermarket parts designed to fit Wabash brand equipment, but are not Wabash OEM parts. Stoughton Parts Sales, LLC is not affiliated with or sponsored by Wabash National Corporation in any manner.

## Nose Posts, Nose Rails & Trailer Headers



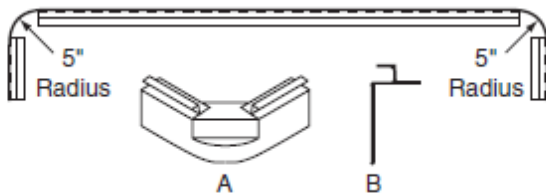
**NOSE POST, STEEL, UNPUNCHED**

Stoughton Number
<b>WAB-04S00020</b>



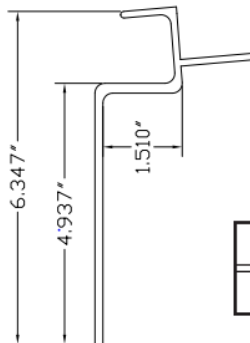
**5" NOSE RAIL, R-PLATE, 102"**

Stoughton Number
<b>WAB-04A01826</b>



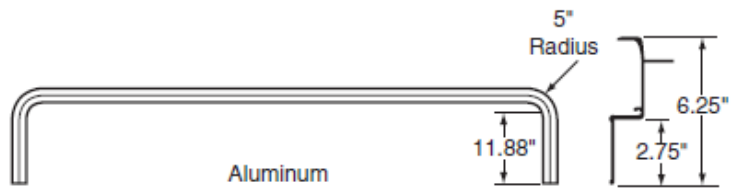
**5" TRAILER HEADER, PLATE, 102"**

Stoughton Number
<b>WAB-04000595</b>



**NOSE RAIL, ALUM, UNPUNCHED, 102in**

Stoughton Number
<b>WAB-04A02675</b>



Aluminum

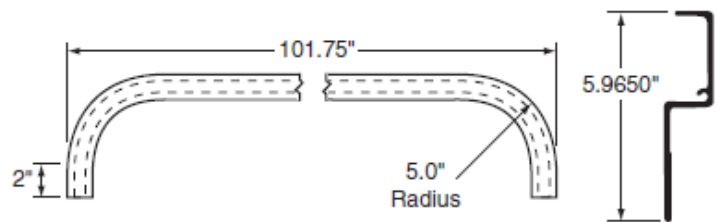
**5" NOSE RAIL, ALUM, 102"**

Stoughton Number
<b>WAB-04A00211</b>



**NOSE RAIL, WABASH STYLE, ALUM**

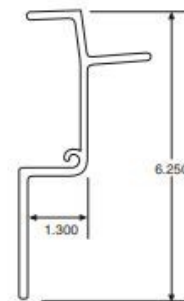
Stoughton Number
<b>WAB-04A00218</b>



**NOSE RAIL, ALUM**

Stoughton Number
<b>WAB-04A00800</b>

Same As WAB-04A02474

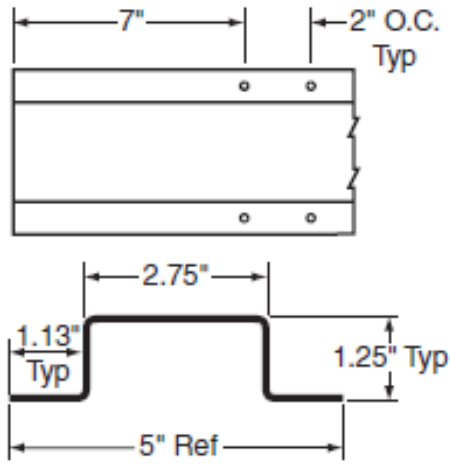
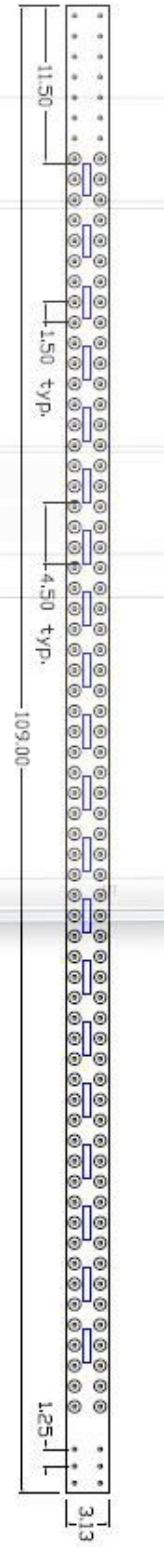


Stoughton Number

<b>WAB-04A00211</b>
<b>NOSE RAIL, ALUM, 5inRAD, 11.875x102in</b>
<b>SAME AS WAB-04A02464 AND WAB-04A00218</b>

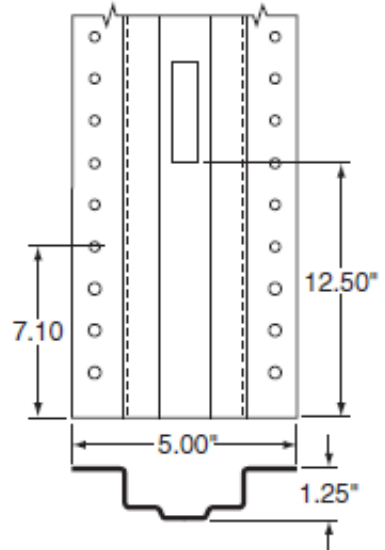
The parts identified above are aftermarket parts designed to fit Wabash brand equipment, but are not Wabash OEM parts. Stoughton Parts Sales, LLC is not affiliated with or sponsored by Wabash National Corporation in any manner.

# Side Posts



**5" SIDE POST, 16 GA, GALV, 112"**

Stoughton Number
<b>WAB-01200069</b>

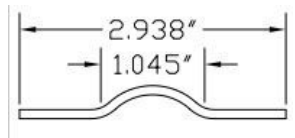


**SIDE POST, LOGISTIC, STEEL, 111-7/8"**

Stoughton Number
<b>WAB-01200464</b>

Stoughton Number
<b>WAB-01500782</b>
<b>INNER LOGISTIC STRIP, 14GA</b>

Stoughton Number
<b>WAB53002552</b>
<b>SIDE POST INNER LOG, SIDE, 110", CMP</b>

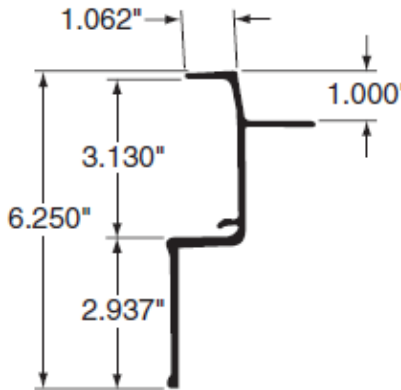


Stoughton Number
<b>WAB01A1752</b>
<b>OUTER COVER POST PPW 116", PUNCHED</b>

Stoughton Number
<b>WAB01107824-01</b>
<b>STAINLESS STEEL INSERT</b>

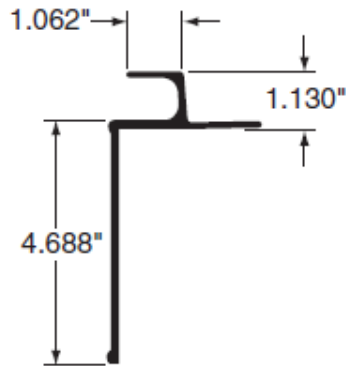
The parts identified above are aftermarket parts designed to fit Wabash brand equipment, but are not Wabash OEM parts. Stoughton Parts Sales, LLC is not affiliated with or sponsored by Wabash National Corporation in any manner.

## Upper Rails & Side Panels



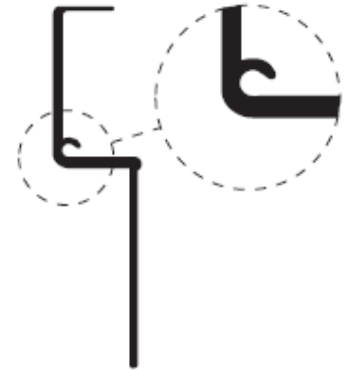
**UPPER RAIL, UNIV, 52'**

<b>Stoughton Number</b>
<b>WAB-E0016260</b>



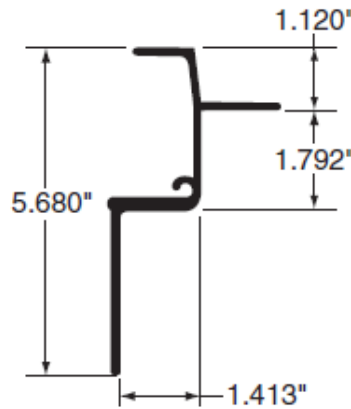
**UPPER RAIL, 52'**

<b>Stoughton Number</b>
<b>WAB-E0076260</b>



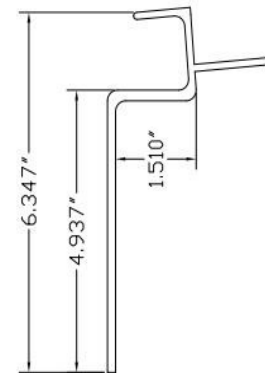
**UPPER RAIL, 626"**

<b>Stoughton Number</b>
<b>WAB-E3226260</b>



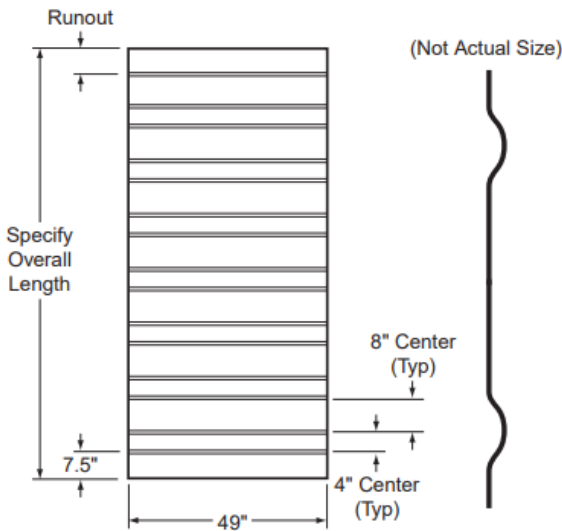
**TOP RAIL**

<b>Stoughton Number</b>
<b>WAB-E8216260</b>



**Stoughton Number**

<b>WAB-E9246260</b>
<b>COMPOSITE PLATE TOP RAIL</b>



**SIDE PANEL, CORR, WHT, ALUM**

<b>Stoughton Number</b>
<b>WAB-01 C 00059</b>

Item	Description
WAB-PNL1-16	COMPOSITE PANEL PPW 0.331"x49"x115.13"
WAB-PNL1-10	COMPOSITE PANEL PPW 0.331"x49"x112¾"
WAB-01A01852	LOGISTIC POST OUTER COVER, 2.94X116"
WAB-01S00636	LOGISTIC POST, INNER

The parts identified above are aftermarket parts designed to fit Wabash brand equipment, but are not Wabash OEM parts. Stoughton Parts Sales, LLC is not affiliated with or sponsored by Wabash National Corporation in any manner.

# AT STOUGHTON, IT'S ABOUT MORE THAN JUST PARTS.

Stoughton Parts focuses its efforts on being a premier value-added supplier to the heavy duty aftermarket. We pride ourselves on our industry leading customer service, order fill rate and order fill accuracy.

## YOU CAN EXPECT:

- u Thousands of parts in stock every day
- u Not only top quality Stoughton parts but competitive make/model parts
- u Personalized service
- u Experienced and knowledgeable technical support
- u Online ordering, tracking and invoice access capabilities
- u Weekly delivery routes to minimize freight costs along with daily parcel & LTL shipping